


Charging Station Solution

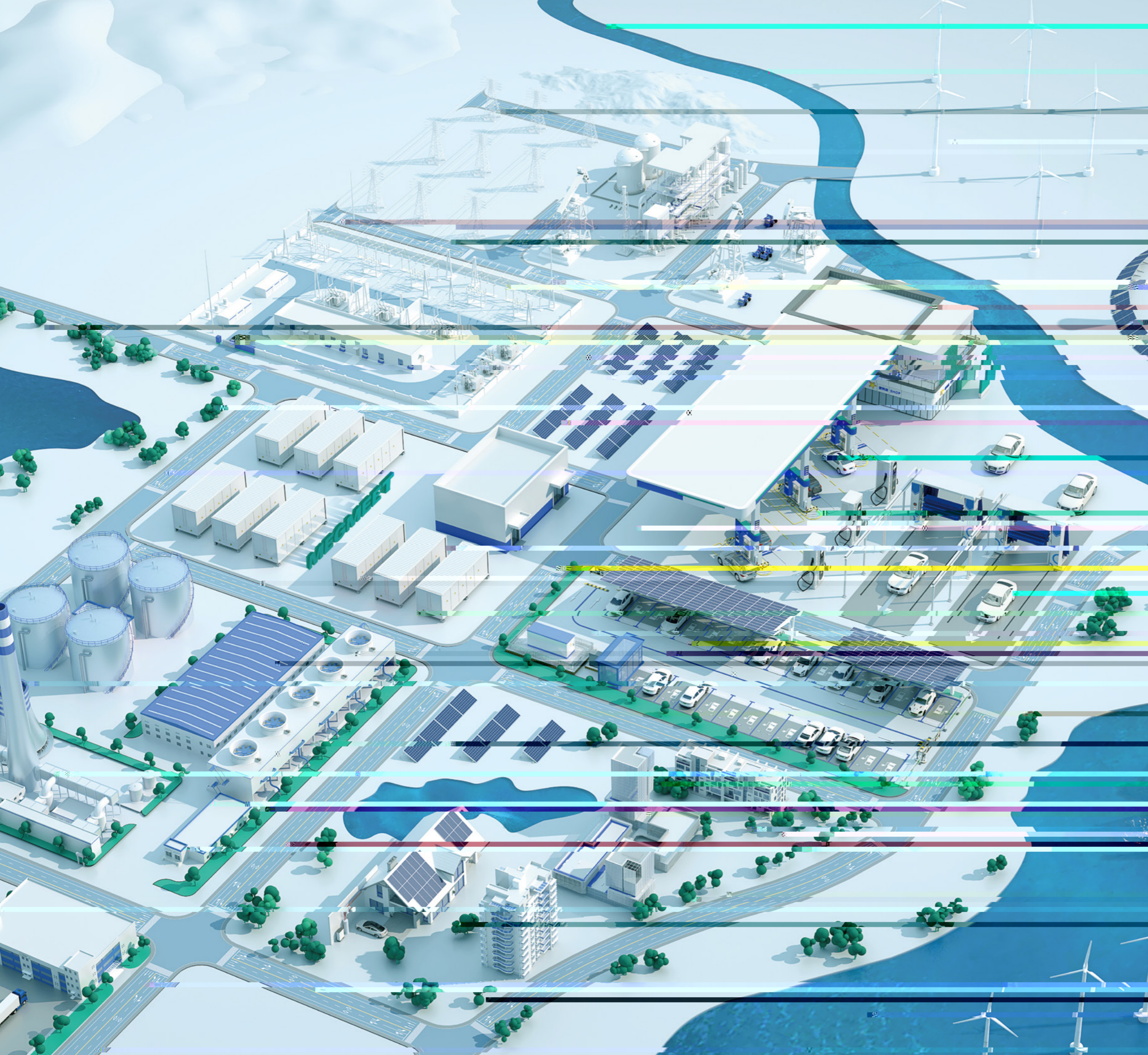
PV & ESS & EV Charging Solution



SHENZHEN MEGMEET ELECTRICAL CO., LTD.

FOLLOW US





Contents

- 01-14 Charger
- 15-28 Charging Module
- 29-31 Charger Components
- 32 R&D Capability
- 33-34 Manufacturing Capacity

Super Fast Charging Stations SFC 40



AC Input

	> >

DC Output

	≡
	≡ > ≡
	≡

Working Environment Conditions

	≡

Function

Appearance

Super Fast Charging Stations SFC 60



Universal compatibility



Smart connectivity



Safe & reliable



Efficient & convenient

AC Input

DC Output

Working Environment Conditions

Function

Appearance

»

»


»

»

<

»

Super Fast Charging Stations SFC 60 to 180



Fast charging



Safe & efficient



Intelligent operation & Maintenance



Flexible expansion

AC Input

	> >

DC Output

	≡
	≡
	>
	≡

Working Environment Conditions

	≡

Function

Appearance

Super Fast Charging Stations SFC 150



Fast charging



Safe & efficient



High-grade protection



Flexible efficient

AC Input

DC Output

Working Environment Conditions

Function

Appearance

20 kW Charging Module



Wide constant power range



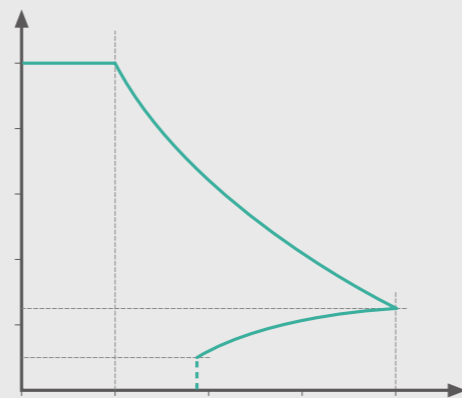
State grid unified size



Flexible expansion



Intelligent control



AC Input

<

> >
<

DC Output

≡

≡

≡

≡

≡

Monitor

Working Environment Conditions

≡ >

Product Reliability and Safety

Alarm and Protection

Dimensions and Weight

20 kW Charging Module



Low voltage and high current



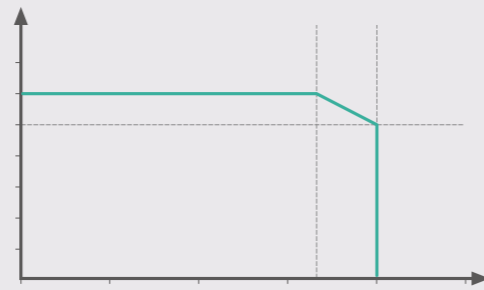
High power density



Flexible expansion



Intelligent control



AC Input

<

> >
<

DC Output

≡

≡

≡

≡

≡

Monitor

Working Environment Conditions

≡ >

Product Reliability and Safety

>

Alarm and Protection

Dimensions and Weight

20 kW Charging Module



Low voltage and high current



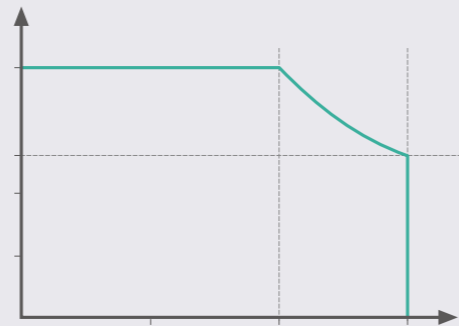
High power density



Flexible expansion



Intelligent control



AC Input

<
>
<

DC Output

≤
≤
≤
≤

Monitor

Working Environment Conditions




≤
>

Product Reliability and Safety

>

Alarm and Protection

Dimensions and Weight



60 kW Charging Module



AC Input

<

>

DC Output

<

<

<

<

<

Monitor

Working Environment Conditions

>

Product Reliability and Safety

>

Alarm and Protection

Dimensions and Weight

25 kW Charging Module



DC Input

<

DC Output

>

Monitor


Working Environment Conditions

Product Reliability and Safety

Alarm and Protection

Dimensions and Weight


Charger Communication Control Unit (CCU)



Specifications

Input voltage:	—			
Interface parameters:	—	—	—	—


Charger Telematics Control Unit (TCU)



Specifications

Input voltage:	—		
Storage chip:	—		—
Interface parameters:	—	—	—

Charger Protocol Converter (PLC)



-
-
-
-
-
-
-
-
-
-

Specifications

Charging standards: —

Electricity supply: —

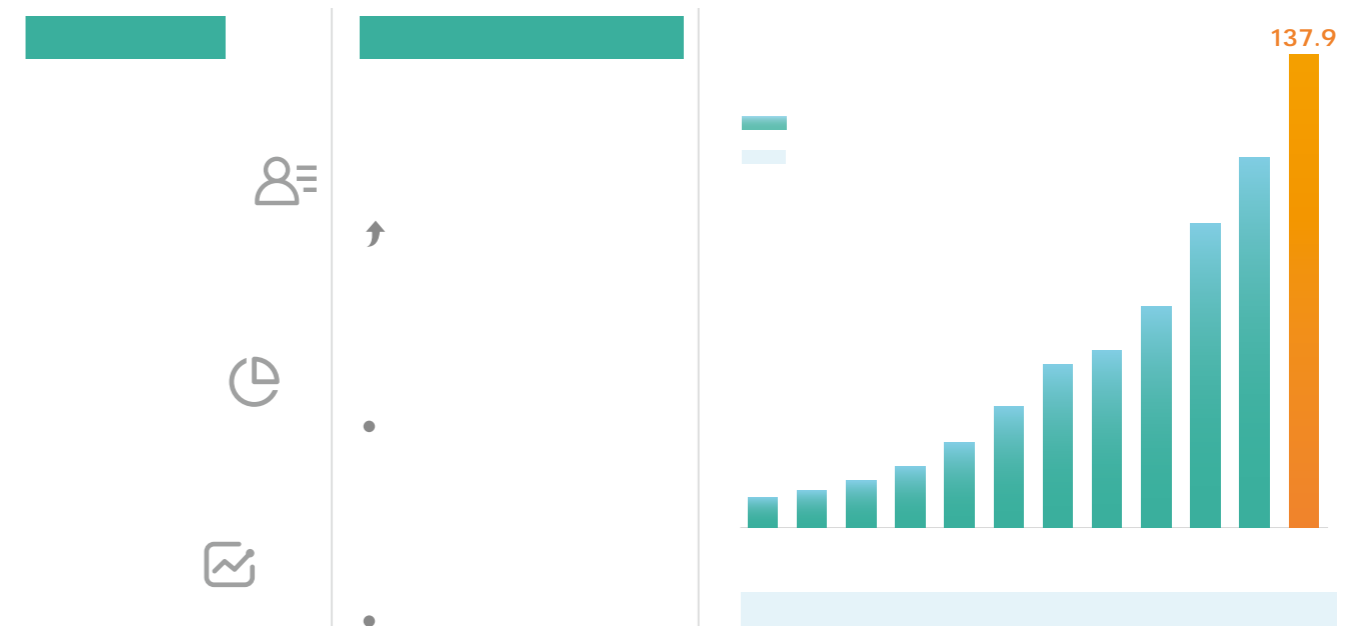
Working power consumption: — <

Communication port: —

Dimension: —

Range of working temperature: —

R&D CAPABILITY



certified by CNAS, TUV, UL-WTDP, & UL-CTF. MEGMEET's test results are recognized globally.



ODM

OEM



Mass Customization